

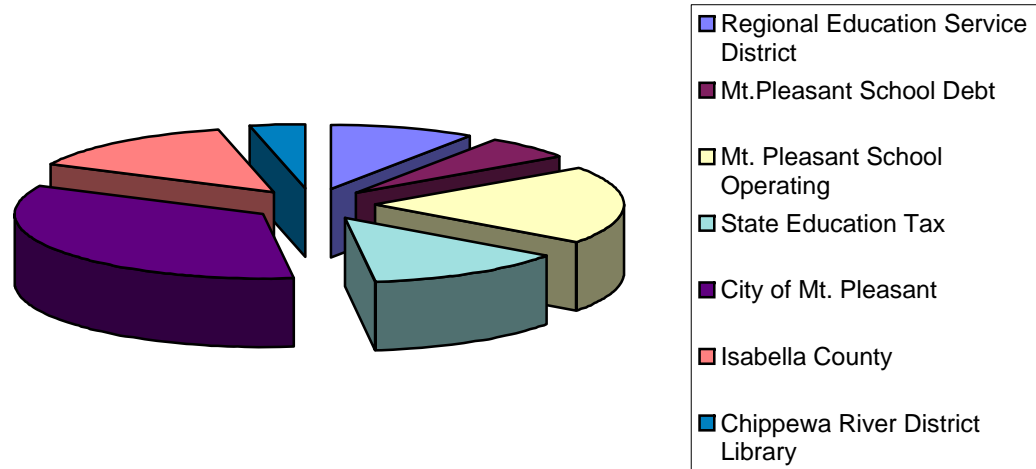
City of Mt. Pleasant
Your Taxes

	Non-Principal Residence		Principal Residence	
	Millage	%	Millage	%
Regional Education Service District	4.2985	9.36%	4.2985	11.64%
Mt.Pleasant School Debt	2.7400	5.96%	2.7400	7.42%
Mt. Pleasant School Operating	9.0000	19.59%	6.0000	16.24%
State Education Tax	6.0000	13.06%	15.7500	42.63%
City of Mt. Pleasant	15.7500	34.28%	1.6859	4.56%
Isabella County	6.4700	14.08%	<u>6.4700</u>	<u>17.51%</u>
Chippewa River District Library	<u>1.6859</u>	<u>3.67%</u>	36.9444	100%
Total Summer Taxes	45.9444	100.0%		

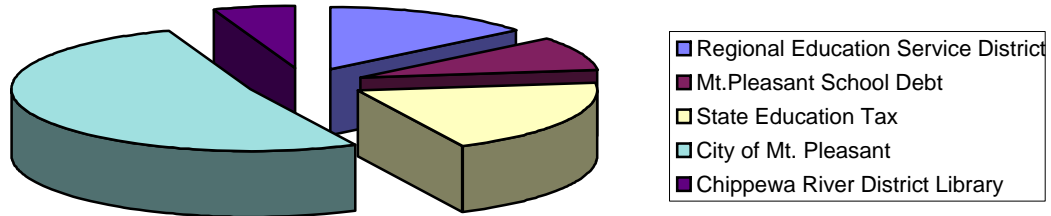
Winter Taxes

	Non-Principal Residence		Principal Residence	
	Millage	%	Millage	%
Mt.Pleasant School Debt	2.7400	19.00%	2.7400	50.55%
Mt. Pleasant School Operating	9.0000	62.41%	0.8800	16.24%
Isabella County Commission on Aging *	0.8800	6.10%	0.9000	16.61%
Isabella County Transportation Commission *	0.9000	6.24%	<u>0.9000</u>	<u>16.61%</u>
Isabella County Medical Care Facility *	<u>0.9000</u>	<u>6.24%</u>	5.4200	100%
Total Winter Taxes	14.4200	100%	42.3644	
Total 2007 Taxes	60.3644			

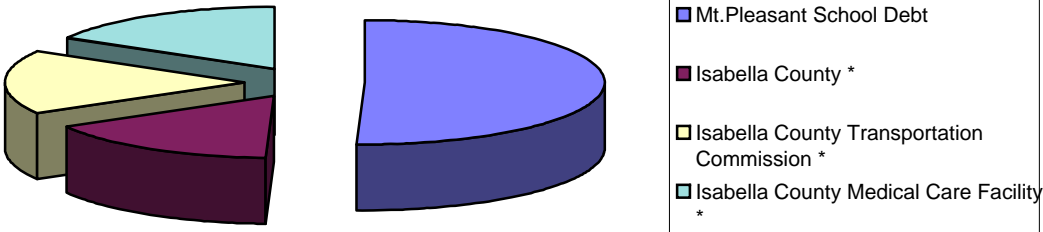
Summer Non Principal Residence



Summer Principal Residence



Winter Principal Residence



Winter Non Principal Residence

